

A-----5 × 5
B-----5 × 10
C-----10 × 10
R-----10 × 12.5
D-----10 × 15
E-----10 × 20
F-----10 × 25
L-----10 × 30
Q-----15 × 20
RV----RV under 20 ft.
RVM - RV under 25 ft.
RVL---RV Large RV

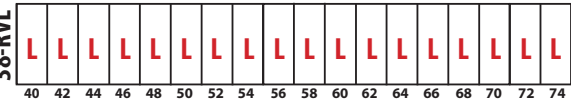
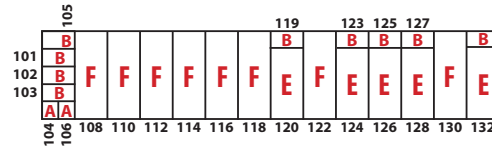
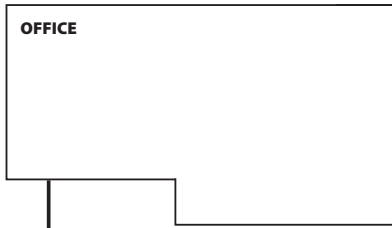
GATE INSTRUCTIONS

UNIT NUMBER

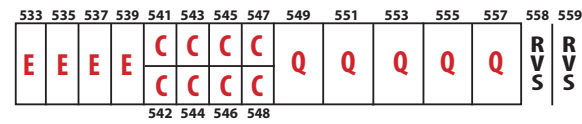
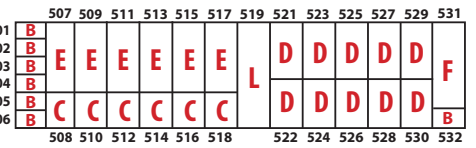
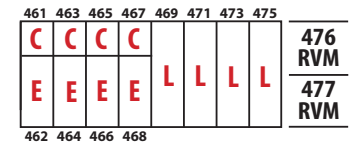
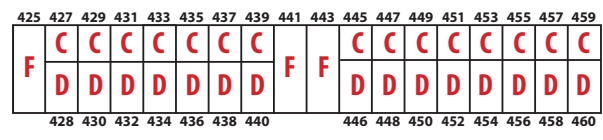
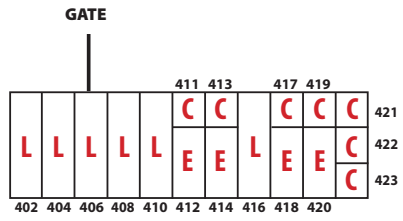
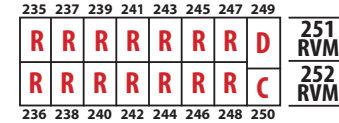
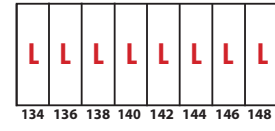
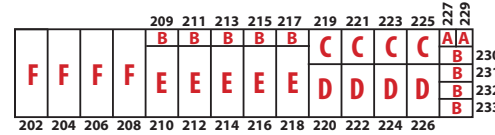
#

PASSCODE

*



75-RVM
 76-RVM
 77-RVL
 1-RVL
 2-RVL
 3-RVL
 4-RVL
 5-RVL
 6-RVL
 7-RVL
 8-RVL
 9-RVL
 10-RVL
 11-RVL
 12-RVL
 13-RVM
 14-RVM
 15-RVS
 16-RVS
 17-RVL
 18-RVL
 19-RVL
 20-RVL
 21-RVM
 22-RVS



UNIT # _____ PASSWORD _____

Gate Hours: 8:00 am - 8:00 pm Daily

34-RVM	
33-RVM	
32-RVM	
31-RVM	
30-RVM	
	23-RVS
	24-RVM
	25-RVL
	26-RVL
	27-RVL
	28-RVM
	29-RVS